


Run Devonport

Total Performance Sports

Devonport 17 Mar 2013

SRT



Southern Race Timing

Results

5 km


Place	Race No	Name	Team	Gender	Division	Time
1	349	Shaun Harding		Male	Open	17:27
2	408	Mark Hannam		Male	Open	17:33
3	591	Sam Radford		Male	Open	17:50
4	457	Tony Yaxley	Caterpillar	Male	Open	18:06
5	348	Michael Williams		Male	Open	18:19
6	435	Jade Hughes		Male	Open	18:37
7	557	Toby Enniss		Male	Open	18:53
8	553	Jason Waldron		Male	Open	19:02
9	318	Bronty Halley		Male	Open	19:14
10	330	Tobin Mason		Male	Under 16	19:18
11	405	Damon Overton		Male	Open	19:27
12	331	Thomas Wilson		Male	Under 16	19:36
13	455	Alexander Dowling	Caterpillar	Male	Open	19:55
14	590	Corey Burnett		Male	Open	20:13
15	467	Leon Perry		Male	Open	20:16
16	600	Sky Baker		Female	Open	20:19
17	849	Peter Elliott		Male	Open	20:36
18	355	Greg Sheen		Male	Open	20:40
19	364	Ben Hart		Male	Open	21:04
20	404	Brodie Overton		Male	Open	21:12
21	509	Daile Moyle		Female	Open	21:40
22	589	James Burnett		Male	Open	21:52
23	505	Lisa Palmer		Female	Open	21:54
24	362	Richard Bowden		Male	Open	22:01
25	307	Adam Hill	Irrigation Tasmania	Male	Open	22:02
26	392	Keegan Lowe		Male	Under 16	22:05
27	442	Drew Auton		Male	Under 16	22:21
28	397	Jayden Last		Male	Under 16	22:25
29	555	Kurt Arnold		Male	Open	22:48
30	315	tony clancy		Male	Open	22:48
31	572	Mike Gaffney		Male	Open	22:50
32	563	Callum Jones		Male	Open	22:52
33	375	Paul Brady		Male	Open	22:54
34	403	Shane Hanson		Male	Open	22:55
35	466	Nyree Wyatt		Female	Open	23:05
36	427	David Johnson		Male	Open	23:11
37	496	Tom Winkel		Male	Under 16	23:17
38	372	Dylan Belbin	Road Kill	Male	Open	23:17
39	373	Rachel Crack	Road Kill	Female	Open	23:18
40	562	Sarah Boyer		Female	Open	23:23
41	481	Phill Gardam		Male	Open	23:25
42	551	Montanna McKenzie		Female	Under 16	23:27
43	453	Don Emmerton	Caterpillar	Male	Open	23:35
44	542	Simon Cooper		Male	Open	23:38
45	324	Ben Solomon		Male	Open	23:39
46	393	Baynen Lowe		Male	Under 16	23:55
47	461	Tali Brown		Female	Under 16	23:58

Run Devonport

Total Performance Sports

Devonport 17 Mar 2013

SRT



Southern Race Timing

Results

5 km


Place	Race No	Name	Team	Gender	Division	Time
48	443	Julian O'Brien		Male	Open	24:05
49	832	Mya Layton		Female	Open	24:10
50	458	Brendan Smith	Caterpillar	Male	Open	24:24
51	601	Barbara Clayton		Female	Open	24:25
52	534	John Febey		Male	Open	24:30
53	477	Anita Frankcombe		Female	Open	24:41
54	429	Paul Haywood		Male	Open	24:43
55	337	Jason Close	The Tax Centre	Male	Open	24:44
56	456	Guillaume Bourgoin	Caterpillar	Male	Open	24:45
57	529	Michelle Brook		Female	Open	24:47
58	511	Scott Foster		Male	Open	24:49
59	414	Greg Osborne		Male	Open	24:58
60	599	Haley Chirichiello		Male	Open	25:01
61	460	Ricky Brown		Male	Open	25:02
62	371	Laura Belbin	Road Kill	Female	Open	25:04
63	432	Darren Broadby		Male	Open	25:05
64	415	Tamara Webb		Female	Open	25:06
65	567	Louise Jones		Female	Open	25:06
66	547	James Saltmarsh		Male	Open	25:06
67	401	Damien Briggs		Male	Open	25:14
68	583	Jason Cowling		Male	Open	25:22
69	388	Kayla Jopson		Female	Open	25:22
70	438	Brooke Milbourne		Female	Open	25:28
71	575	Max Sharp		Male	Open	25:36
72	384	Sally Miller		Female	Open	25:43
73	430	Martin Agatyn		Male	Open	25:44
74	508	Shi Bennett		Female	Open	25:48
75	354	Meaka Rix		Female	Open	25:49
76	515	Makenzie Emmerton		Female	Under 16	25:50
77	507	Chelsea Tuit		Female	Open	25:53
78	462	Clayton Kelly		Male	Open	25:55
79	352	Emma Allwright		Female	Open	25:56
80	560	Blake Svendsgaard		Male	Open	25:56
81	582	Margaret Greenhill		Female	Open	26:02
82	322	Kirstan Reid		Female	Open	26:07
83	554	Tristan Holland		Male	Open	26:16
84	574	Ash Schmidt		Male	Open	26:22
85	346	Ryan Connelly		Male	Under 16	26:23
86	489	Fletcher Clarke		Male	Under 16	26:23
87	433	Simone Atkins		Female	Open	26:24
88	425	Ellie Rossler		Female	Open	26:28
89	480	Robert Woolley		Male	Open	26:30
90	525	Jodie Huett		Female	Open	26:33
91	592				Open	26:35
92	369	Shaun Davey		Male	Under 16	26:36
93	338	Gary Wood	Irrigation Tasmania	Male	Open	26:36
94	465	Tony Hart		Male	Open	26:37

Run Devonport

Total Performance Sports

Devonport 17 Mar 2013

SRT



Southern Race Timing

Results

5 km


Place	Race No	Name	Team	Gender	Division	Time
95	406	Karrissa Overton		Female	Open	26:41
96	334	DEBBIE RILEY		Female	Open	26:47
97	452	Simone Horvat	Caterpillar	Female	Open	26:48
98	451	Jeremy Ellery	Caterpillar	Male	Open	26:48
99	580	Dayna Dennison		Female	Open	26:50
100	363	Danae Brazier		Female	Open	26:50
101	593	Audrey Barich		Female	Open	26:55
102	493	Steve McCoy		Male	Open	27:05
103	411	Bronwyn Darvell		Female	Open	27:07
104	381	Kelly Russel	Road Kill	Female	Open	27:21
105	370	Claire French		Female	Open	27:21
106	431	Suzanne Thorne		Female	Open	27:24
107	510	Kirsty Jones		Female	Open	27:25
108	543	Rebecca Brett		Female	Open	27:27
109	320	judy jones		Female	Open	27:29
110	353	Steve Parsons		Male	Open	27:31
111	309	Glenn Phillips	Irrigation Tasmania	Male	Open	27:34
112	586	Madeline Curtis		Female	Open	27:38
113	504	Justin Appleby		Male	Open	27:39
114	502	Alexander King		Male	Under 16	27:45
115	445	Natalie Barker		Female	Open	27:46
116	421	Liam Moore		Male	Under 16	27:54
117	386	Ryan Woodhall		Male	Under 16	27:55
118	584	Emily Kennedy		Female	Open	27:56
119	345	Wendy Adams		Female	Open	28:01
120	506	Angela Maloney		Female	Open	28:04
121	387	Tania Minifie		Female	Open	28:08
122	558	Tim Irvine		Male	Open	28:08
123	376	Lee Seymour		Male	Open	28:17
124	520	Chantelle Cresswell		Female	Open	28:20
125	328	Angela Wilson		Female	Open	28:22
126	548	Bianca Atkins		Female	Open	28:27
127	335	Rod Bramich	The Tax Centre	Male	Open	28:27
128	450	Cameron Muir		Male	Open	28:33
129	316	Sharon Curtis		Female	Open	28:34
130	317	Annie Curtis		Female	Open	28:34
131	565	Freja Svendsgaard		Female	Open	28:35
132	368	Anna Heathcote		Female	Open	28:37
133	407	Jo Langerak		Female	Open	28:47
134	552	Penny Stokes		Female	Open	28:47
135	366	Kellie Hoffmann		Female	Open	28:47
136	423	Jackie Schmidt		Female	Open	28:47
137	598	Annette Woolley		Female	Open	28:51
138	436	Kerry Gamble		Female	Open	29:01
139	546	Katie Pickford		Female	Open	29:02
140	482	Sheree Gardam		Female	Open	29:06
141	448	Matthew Connelly		Male	Open	29:06

Run Devonport

Total Performance Sports

Devonport 17 Mar 2013

SRT



Southern Race Timing

Results

5 km


Place	Race No	Name	Team	Gender	Division	Time
142	418	Martine Plakalovic		Female	Open	29:09
143	350	Chris Saunders		Male	Open	29:13
144	447	Kate Murfet		Female	Open	29:16
145	585	Alicia Curtis		Female	Open	29:17
146	501	Robert King		Male	Open	29:19
147	500	Alison Walker		Female	Open	29:19
148	521	Katrina Long		Female	Open	29:24
149	495	James Knight		Male	Under 16	29:28
150	492	Mark Polden		Male	Open	29:28
151	380	Grace McDermott	Road Kill	Female	Open	29:30
152	527	Emily Smith		Female	Open	29:31
153	374	Maryanne Foster	Road Kill	Female	Open	29:35
154	332	Joshua Wylie		Male	Under 16	29:36
155	517	Kelly Ephinstone		Female	Open	29:36
156	329	Leisl Wylie		Female	Open	29:38
157	391	Melanie Baker		Female	Open	29:40
158	528	Elise Chisholm		Female	Open	29:42
159	313	Christopher Atkins		Male	Open	29:42
160	594	Aidan Barich		Male	Open	29:47
161	454	Dan Barich	Caterpillar	Male	Open	29:47
162	357	Chris Gehner		Male	Open	29:53
163	356	Simone Gehner		Female	Open	29:53
164	398	Gene Elliott		Male	Open	29:58
165	536	Ella Slatter		Female	Open	30:00
166	446	Angus Barker		Male	Under 16	30:02
167	385	Ebony Clements		Female	Open	30:08
168	396	Danelle Last		Female	Open	30:12
169	486	Suzanne Clarke		Female	Open	30:18
170	437	Kristen Smith		Female	Open	30:23
171	597	toni Chirichiello		Male	Open	30:26
172	469	Emily Hollister	Adam Brooks Group Gold	Female	Open	30:36
173	389	Angela Sutton		Female	Open	30:36
174	571	Ebony Jones		Female	Open	30:55
175	323	Amy Solomon		Female	Open	30:57
176	449	Jarrold Connelly		Male	Under 16	30:58
177	422	Joel Moore		Male	Under 16	31:00
178	420	Andrew Moore		Male	Open	31:01
179	570	Grace Maher		Female	Open	31:05
180	464	Kelly Hicks		Female	Open	31:08
181	434	Maree Cassidy		Female	Open	31:13
182	978	Bruce Winter		Male	Open	31:16
183	301	Jason Brooks	Irrigation Tasmania	Male	Open	31:19
184	503	Donna Appleby		Female	Open	31:21
185	412	Vicky Spokes		Female	Open	31:31
186	559	Kymm Clark		Female	Open	31:44
187	556	Jacinta Saunders		Female	Open	31:49
188	595	Tammy Barich		Female	Open	31:54

Run Devonport

Total Performance Sports

Devonport 17 Mar 2013

SRT



Southern Race Timing

Results

5 km


Place	Race No	Name	Team	Gender	Division	Time
189	441	Tamieka Smith		Female	Open	31:56
190	596	Ben Hardy		Male	Open	32:15
191	494	Rebekah Knight		Female	Open	32:19
192	550	Robert King		Male	Open	32:20
193	419	Alicia Bennett		Female	Open	32:21
194	516	Donna Emmerton		Female	Open	32:26
195	526	Brooke Charlesworth		Female	Open	32:34
196	367	Emma Aitchison		Female	Open	32:43
197	497	Brian Sheean		Male	Open	32:54
198	537	Tony Nutting		Male	Open	32:55
199	444	Stephanie Clayton		Female	Open	33:01
200	402	Liane Hanson		Female	Open	33:29
201	533	Tara Smith		Female	Open	33:31
202	400	Bronte Irvine		Female	Under 16	33:36
203	518	Anne Winwood		Female	Open	33:39
204	312	Debra Atkins		Female	Open	33:50
205	325	Rachel Somers		Female	Open	33:55
206	399	Leah Elliott		Female	Open	33:55
207	321	Kimberley Macdonald		Female	Open	34:08
208	413	Jackie McNulty		Female	Open	34:17
209	490	Emma Smith		Female	Open	34:52
210	310	Vickie Phillips	Irrigation Tasmania	Female	Open	34:52
211	344	Jason Kuys	The Tax Centre	Male	Open	35:05
212	530	Narelle Maher		Female	Open	35:26
213	326	Mandy Stubbs		Female	Open	35:29
214	379	Tammy Claxton		Female	Open	35:46
215	416	Krystal Hammersley		Female	Open	36:11
216	417	Kylie Fenton		Female	Open	36:11
217	474	Debbie Kershaw	DCC Warriors	Female	Open	36:15
218	311	DJ Stubbs	Irrigation Tasmania	Male	Open	36:25
219	308	Miriam James	Irrigation Tasmania	Female	Open	36:26
220	390	Richard Ikin		Male	Open	37:07
221	394	Wayne Hobson		Male	Open	37:19
222	333	BRETT RILEY		Male	Open	37:21
223	319	Coralene Hobden		Female	Open	37:39
224	491	Julie Polden		Female	Open	37:39
225	569	Erica Markus		Female	Open	38:35
226	463	Karen Kelly		Female	Open	38:43
227	573	Jarrold Connelly		Male	Open	39:01
228	314	Hilda Bishop		Female	Open	39:33
229	439	Shon Dingjan		Female	Open	39:46
230	541	Amanda Bogacz-Cross		Female	Open	39:51
231	359	Heather Page		Female	Open	39:55
232	540	Jackalynn Gaffney		Female	Open	40:00
233	539	Serena Holland		Female	Open	40:00
234	378	Katrina Rollins		Female	Open	40:17
235	478	James Lawson		Male	Open	41:07

Run Devonport

Total Performance Sports

Devonport 17 Mar 2013

SRT



Southern Race Timing

Results

5 km


Place	Race No	Name	Team	Gender	Division	Time
236	472	Belinda Quinn	Adam Brooks Group Black	Female	Open	41:09
237	473	Alison Mason		Female	Open	41:09
238	383	Dimity Vanderpot		Female	Open	41:26
239	377	Phillip Powell		Male	Open	42:41
240	336	Sharon Bramich	The Tax Centre	Female	Open	43:28
241	426	Gail Tomkins		Female	Open	43:30
242	424	Roslyn Upton		Female	Open	43:52
243	578	Faith Keep		Female	Open	43:54
244	485	Meg Lamplugh		Female	Under 16	43:54
245	544	Elouise Pardoe		Female	Open	44:09
246	382	Kellie Boon		Female	Open	44:10
247	819				Open	44:38
248	428	Jackie Riley		Female	Open	45:49
249	487	David Clarke		Male	Open	46:10
250	488	Amy Clarke		Female	Under 16	46:10
251	470	Jannah Digby		Female	Open	46:38
252	471	Melissa Brooks		Female	Open	46:38
253	535	Susan Slatter		Female	Open	47:54
254	358	Christine Foster		Female	Open	48:22
255	564	Anne Euren		Female	Open	48:40
256	341	Claire Walker	Tasmania Medicare Local	Female	Open	48:57
257	340	Gary Walker	Tasmania Medicare Local	Male	Open	48:57
258	342	Tahnee Walker	Tasmania Medicare Local	Female	Under 16	48:58
259	343	Scarlett Walker	Tasmania Medicare Local	Female	Under 16	48:58
260	483	Chloe Lamplugh		Female	Under 16	49:44
261	577	Claudia Keep		Female	Open	49:44
262	360	Elysia Cunningham		Female	Open	49:56
263	361	Rochelle Laing-Hughes		Female	Open	49:56
264	588	Lilly Knight		Female	Open	51:31
265	545	Kathleen Mack		Female	Open	52:13
266	587	Rachel Watt		Female	Open	52:29
267	484	Ella Lamplugh		Female	Under 16	54:07
268	498	Gail Webster		Female	Open	56:25
269	302	Hayley Brooks	Irrigation Tasmania	Female	Open	56:46
270	304	Tameika Crispin	Irrigation Tasmania	Female	Open	56:52
271	303	Brendon Crispin	Irrigation Tasmania	Male	Open	56:54
272	576	Madeline Keep		Female	Open	57:46
273	579	Sophie Keep		Female	Open	57:46
274	410	Jan Foster		Female	Open	1:02:01
275	409	David Foster		Male	Open	1:02:08
276	524	Suzanne Martin		Female	Open	1:03:00
277	522	Steve Martin		Male	Open	1:03:01

Run Devonport

Total Performance Sports

Devonport 17 Mar 2013

SRT



Southern Race Timing

Results

10 km


Place	Race No	Name	Team	Gender	Division	Time
1	779	Brian Lyons		Male	Open	30:57
2	843	Dylan Hill		Male	Open	34:11
3	842	Kate Pedley		Female	Open	34:13
4	858	David Bailey		Male	Open	34:34
5	910	Matthew Cunningham		Male	Open	35:15
6	801	Andrew Winkel	Fonterra "centre of excellen	Male	Open	35:19
7	790	Troy Atkins		Male	Open	35:38
8	994	will Jones		Male	Open	35:57
9	733	anthony gangell		Male	Open	36:21
10	996	Thomas Murton		Male	Open	37:01
11	855	Bevan Harman		Male	Open	37:07
12	875	Tim Canham		Male	Open	37:33
13	915	Brad Taylor		Male	Open	37:46
14	964	Tim Green		Male	Open	37:47
15	743	Anththony Manshanden		Male	Open	37:49
16	939	Bryan Tuit		Male	Open	38:01
17	783	Greg Smith		Male	Open	38:22
18	938	Mark Saint-John		Male	Open	38:30
19	847	Brock Sutton		Male	Under 16	38:33
20	848	Nicholas Hay		Male	Open	38:44
21	968	Christopher Ling		Male	Open	38:50
22	969	Symon Jones		Male	Open	39:15
23	861	Peter Johnson		Male	Open	39:17
24	947	Craig Canham		Male	Open	39:22
25	874	Ashley Brook		Male	Open	40:13
26	904	Greg Hickey		Male	Open	40:23
27	973	Simon Hurr		Male	Open	40:24
28	902	John Saltmarsh		Male	Open	40:37
29	735	rowan henderson		Male	Open	40:45
30	923	Jamie Goodwin		Male	Open	40:48
31	930	Graham Baker		Male	Open	40:53
32	813	Alastar Tucker	Pitt & Sherry 10km Team	Male	Open	40:55
33	773	Simon Layton		Male	Open	40:57
34	929	Stewart Kurrle		Male	Open	40:58
35	868	Sarah Hardy		Female	Open	41:01
36	865	Jared Parry		Male	Open	41:13
37	937	Lyn Saint-John		Female	Open	41:16
38	867	Paul Jones		Male	Open	41:28
39	816	Andrea Marquardt		Female	Open	41:32
40	765	Courtney Hicks		Male	Open	42:01
41	907	Sarah-Jane Tregenza	Andrews Creek Primary Sch	Female	Open	42:06
42	794	David Schaap		Male	Open	42:13
43	888	Emma Van Duiven		Female	Open	42:13
44	806	Ben Cunningham		Male	Open	42:26
45	935	Michael Aitchison		Male	Open	42:28
46	948	Kent Wyllie		Male	Open	42:39
47	954	Adrian Wilson		Male	Open	42:46

Run Devonport

Total Performance Sports

Devonport 17 Mar 2013

SRT



Southern Race Timing

Results

10 km


Place	Race No	Name	Team	Gender	Division	Time
48	852	Ben West		Male	Open	42:52
49	884	Michael Halaby		Male	Open	43:04
50	949	Terry Brett		Male	Open	43:06
51	952	Raymond Miller		Female	Open	43:15
52	736	Grant Henderson		Male	Open	43:21
53	792	Kelcie Miller		Female	Under 16	43:23
54	754	John Radunz	Fire Up Fitness	Male	Open	43:35
55	759	Marty Doyle		Male	Open	43:51
56	885	Jeremy Bonnice		Male	Open	43:58
57	804	Ben Sandow		Male	Open	43:58
58	764	Cameron Phillips	Irrigation Tasmania	Male	Open	44:11
59	747	Michael Plakalovic	University of Tasmania	Male	Open	44:12
60	720	Giovanna Simpson		Female	Open	44:13
61	777	Paul Birch		Male	Open	44:43
62	906	Rodney Thomas	Andrews Creek Primary Sch	Male	Open	44:57
63	871	Dean Stokes		Male	Open	44:57
64	821	Brad Nolan		Male	Open	44:58
65	778	Nick Bailey	Pitt & Sherry 10km Team	Male	Open	45:03
66	729	Annabel de Jong		Female	Open	45:04
67	882	Penny Armitstead	Andrews Creek Primary Sch	Female	Open	45:06
68	844	Brett Dean	Andrews Creek Primary Sch	Male	Open	45:09
69	817	Dennis Hendriks		Male	Open	45:15
70	830	Luke Meers		Male	Open	45:36
71	815	Timothy Horton		Male	Open	45:48
72	965	Graham Higgins		Male	Open	45:49
73	960	Ben Brockman		Male	Open	45:54
74	869	Rod Howell		Male	Open	45:54
75	942	Steve Jones		Male	Open	45:56
76	870	Neil McClarron		Male	Open	45:56
77	810	John Castledine		Male	Open	46:13
78	862	Phil Lockwood		Male	Open	46:23
79	809	Duncan Fairley		Male	Open	46:28
80	839	Steven Connelly	Andrews Creek Primary Sch	Male	Open	46:51
81	763	Michael Phillips	Irrigation Tasmania	Male	Open	46:58
82	936	Brett Ray		Male	Open	47:00
83	752	Scott Atkins	Pitt & Sherry 10km Team	Male	Open	47:06
84	795	Luke Pedder		Male	Open	47:07
85	796	Jason Lowery		Male	Open	47:07
86	953	Brett Maher		Male	Open	47:19
87	877	Caroline McLachlan		Female	Open	47:21
88	727	Daniel Crabtree		Male	Open	47:44
89	985	Matthew Greenhill		Male	Open	47:55
90	782	Sheree Douce-Wisniewski		Female	Open	47:56
91	918	Megan Beamish		Female	Open	47:56
92	912	Andrew Lucas		Male	Open	48:05
93	851	Rhys Lillico		Male	Open	48:10
94	872	Rikk Rossler		Male	Open	48:25

Run Devonport

Total Performance Sports

Devonport 17 Mar 2013

SRT



Southern Race Timing

Results

10 km


Place	Race No	Name	Team	Gender	Division	Time
95	976	Peder Svendsaard		Male	Open	48:44
96	811	Michael Vos		Male	Open	48:48
97	920	Dana Augostin	Unlikely Awesome	Female	Open	48:57
98	760	Coby Gore		Female	Open	49:09
99	753	Rebecca Hingston	Pitt & Sherry 10km Team	Female	Open	49:13
100	932	Juergen Lohrbaecher		Male	Open	49:16
101	837	James Roberts-Thomson		Male	Open	49:17
102	943	Rohan Kile		Male	Open	49:26
103	934	Rowan Page		Male	Open	49:27
104	905	Sam Greive		Male	Open	49:34
105	825	Maddie Symons		Female	Open	49:39
106	879	Sarah Bagley		Female	Open	49:45
107	820	Jo-anne Nolan		Female	Open	49:52
108	761	Adam Gore		Male	Open	50:04
109	876	Tom Murray		Male	Open	50:04
110	737	Adam Kable		Male	Open	50:13
111	863	Adam Gowans		Male	Open	50:13
112	893	Ross Belbin		Male	Open	50:21
113	812	Andrew Plapp		Male	Open	50:32
114	834	Jayden Taylor		Male	Open	50:34
115	987	Brenda Pendrey		Female	Open	50:39
116	896	Rinetta Reid	Team reid	Female	Open	50:39
117	603	Lauren Taylor		Female	Open	50:47
118	991	Renee Hodgetts		Female	Open	50:47
119	979	Hamish Muphy		Male	Open	51:02
120	881	Ashley Riley		Male	Open	51:11
121	719	Hannah Cunningham		Female	Open	51:12
122	911	Rodham Pitt		Male	Open	51:18
123	880	David Fidler		Male	Open	51:29
124	802	Marcus McLaren	Fonterra "centre of excellen	Male	Open	51:32
125	998	Kristain Batge		Female	Open	51:35
126	824	Libby Hairon		Female	Open	51:36
127	955	Jess Ryan		Female	Open	51:41
128	944	Natalie Bellchambers		Female	Open	51:55
129	860	Belinda Quarrell		Female	Open	51:58
130	744	Greg McFarlane		Male	Open	52:09
131	800	Doug Overdijk	Fonterra "centre of excellen	Male	Open	52:11
132	894	Chanelle Pullen		Female	Open	52:33
133	956	Lisa Sanderson		Female	Open	52:33
134	751	Ken Smith		Male	Open	52:35
135	922	Janelle Cabalzar		Female	Open	53:03
136	728	Olivia Davies		Female	Open	53:08
137	909	Fiona Poke		Female	Open	53:12
138	990	Clinton Garratt		Male	Open	53:24
139	895	Mel Randall		Female	Open	53:32
140	756	Marika Smith		Female	Open	53:33
141	805	Jane Butt		Female	Open	53:42

Run Devonport

Total Performance Sports

Devonport 17 Mar 2013

SRT



Southern Race Timing

Results

10 km


Place	Race No	Name	Team	Gender	Division	Time
142	840	Scott Woodhall		Male	Open	53:52
143	808	Michelle Sait		Female	Open	54:06
144	988	Robert Jordan		Male	Open	54:06
145	818	Michael Ireland		Male	Open	54:14
146	829	Di Campbell		Female	Open	54:14
147	741	April Leppard		Female	Open	54:23
148	831	Kelly Taylor		Female	Open	54:27
149	717	Kim Neill		Female	Open	54:39
150	897	Sam Reid	Team reid	Male	Open	54:42
151	845	Wendy Meadowcroft		Female	Open	54:57
152	859	Patsy Sharp		Female	Open	55:00
153	786	Sam Pulford		Male	Open	55:12
154	997	David Murton		Male	Open	55:23
155	770	Judi Leale		Female	Open	55:30
156	903	Adrienne Kile		Female	Open	55:35
157	755	Julian Willoughby	Pitt & Sherry 10km Team	Male	Open	55:39
158	835	Jack Hoarse-Davies		Male	Under 16	55:52
159	857	Darrel Rockliff		Male	Open	55:52
160	891	Mark Gleeson	Searson Buck Team	Male	Open	55:56
161	826	Rachael Clarke	Fire Up Fitness	Female	Open	56:00
162	919	Angela Timmerman		Female	Open	56:01
163	878	Amie Dawkins	Andrews Creek Primary Sch	Female	Open	56:07
164	788	Kerry Dahl		Male	Open	56:22
165	757	Jennifer Snell		Female	Open	56:28
166	850	Debra O'Regan		Female	Open	56:30
167	983	Brett Dennison		Male	Open	56:35
168	854	Andrew Sertori		Male	Open	56:40
169	945	Yarnie Wiffen		Female	Open	56:41
170	748	Gary Powell		Male	Open	57:13
171	787	Cindy Barker		Female	Open	57:26
172	841	Jane Fellows		Female	Open	57:26
173	726	Hayley Crabtree		Female	Open	57:26
174	822	Karina Whiteley		Female	Open	57:36
175	742	Deborah Ludeke		Female	Open	57:37
176	886	Marie-Anne Beaudoin		Female	Open	57:41
177	989	Bradley Boxhall		Male	Open	57:56
178	958	Tamara Davies		Female	Open	57:57
179	718	Jassica Gale		Female	Open	57:58
180	892	Ellen Elphinstone		Female	Open	57:59
181	951	Belinda Miller		Female	Open	58:08
182	838	Suren Naiker		Male	Open	58:11
183	924	Melissa Ralph		Female	Open	58:21
184	917	Li Enniss		Female	Open	58:21
185	950	Mia Brett		Female	Open	58:41
186	776	Gillian Gardner		Female	Open	58:45
187	986	michael Musgrove		Male	Open	58:51
188	981	Regina Keep		Female	Open	58:52

Run Devonport

Total Performance Sports

Devonport 17 Mar 2013

SRT



Southern Race Timing

Results

10 km


Place	Race No	Name	Team	Gender	Division	Time
189	933	Miranda Stephens		Female	Open	58:52
190	784	Nick Nicholas		Male	Open	58:56
191	984	Robert Budzul		Male	Open	58:57
192	797	Bronwyn Gibson		Female	Open	58:58
193	946	Jenny Wall		Female	Open	59:19
194	767	Kylie Mulcahy		Female	Open	59:52
195	793	Gary Armstrong		Male	Open	1:00:40
196	913	Brett Boxhall		Male	Open	1:00:51
197	908	Matthew Eeles		Male	Open	1:01:02
198	781	Michael Westacott		Male	Open	1:01:08
199	890	Jason Reed	Searson Buck Team	Male	Open	1:01:10
200	836	Jackie Roberts-Thomson		Female	Open	1:01:12
201	887	Rowena Shadbolt	Searson Buck Team	Female	Open	1:01:17
202	992	Stephen Barklay		Male	Open	1:01:18
203	995	Kylie Flemming		Female	Open	1:01:19
204	730	Tamara Duff		Female	Open	1:01:28
205	899	Cathy Gormley		Female	Open	1:01:33
206	791	Jillian Hayes		Female	Open	1:02:21
207	740	Stacy Klousia		Female	Open	1:02:38
208	926	Kylie Dillon		Female	Open	1:03:13
209	928	Courtney Howard		Female	Open	1:03:13
210	999	Nicole Welling		Female	Open	1:03:14
211	750	Chris Smart		Male	Open	1:03:25
212	977	anna Tuxwroth		Female	Open	1:04:14
213	982	Heidi Broun		Female	Open	1:04:55
214	833	Sharee Taylor		Female	Open	1:05:58
215	993	Julie Hannon-Barkley		Female	Open	1:06:06
216	739	Rachel Kenzie		Female	Open	1:06:16
217	864	Carol Steyn		Female	Open	1:06:26
218	771	Paula Dixon		Female	Open	1:07:59
219	866	Nick Knaap		Male	Open	1:08:36
220	959	Stuart Dare		Male	Open	1:09:31
221	745	Gill Menzie		Female	Open	1:11:02
222	927	Jo O'Brien		Female	Open	1:12:15
223	931	Candace Blake		Female	Open	1:12:50
224	768	Dianne Connelly		Female	Open	1:12:50
225	883	Roselyn Gillard		Female	Open	1:12:57
226	721	Gaye Aitken		Female	Open	1:13:30
227	723	Andrew Bishop		Male	Open	1:14:45
228	914	Sarah Slatter		Female	Open	1:15:17
229	785	Paul Campbell		Male	Open	1:16:03
230	731	Roger Ferguson		Male	Open	1:19:15
231	974	Katie Cooper		Female	Open	1:20:31
232	975	Marta Reid		Female	Open	1:20:32
233	749	Greg Roberts		Male	Open	1:21:49
234	846	Georgie Sertori		Female	Open	1:25:07
235	957	Meghan Smith		Female	Open	1:25:29

Run Devonport

Total Performance Sports

Devonport 17 Mar 2013

SRT



Southern Race Timing

Results

2.5 km


Place	Race No	Name	Team	Gender	Division	Time
1	185	Ben Saint-John		Male	Under 16	9:41
2	184	Emma Saint-John		Female	Under 16	10:26
3	131	Eve Bell		Female	Under 16	10:42
4	165	Shaun O'Regan		Male	Open	10:56
5	127	Ryan Butt		Male	Under 16	11:19
6	186	Mitchel Polden		Male	Under 16	11:40
7	145	Maximus Murray		Male	Under 16	11:45
8	160	Ella Webster		Female	Under 16	11:46
9	196	Mayson Tuit		Female	Under 16	12:07
10	195	Ella Tuit		Female	Under 16	12:07
11	211	Joeseeph Heatley		Male	Under 16	12:16
12	159	Raj Blair		Male	Under 16	12:24
13	199	Oliver Lancaster		Male	Under 16	12:32
14	197	Brody Hickson		Male	Under 16	12:32
15	215	Thomas Greenhill		Male	Open	12:33
16	144	Taylor Last		Male	Under 16	12:33
17	139	Stuart Batt		Male	Open	12:34
18	141	Jessie Robinson		Female	Open	12:34
19	152	Jonte Armitstead		Male	Under 16	12:50
20	135	Molly Carter		Female	Under 16	12:55
21	162	Hamish Wotherspoon		Male	Under 16	12:55
22	217	Georgena Pendrey		Female	Open	13:03
23	128	Elijah Savage		Male	Under 16	13:12
24	208				Open	13:25
25	216	Catherine Greenhill		Female	Open	13:28
26	137	Trish Goodwin		Female	Open	13:29
27	149	Cooper Armitstead		Male	Under 16	13:53
28	198	Tamsin Jones		Female	Under 16	13:55
29	136	Bethany Carter		Female	Under 16	13:55
30	151	Jaden Armstrong		Male	Under 16	13:57
31	167	Debra Angilley		Female	Open	14:05
32	209	Sif Svendsgaard		Male	Under 16	14:21
33	150	Shubham Biyala		Male	Under 16	14:22
34	163	Cooper Stuart		Male	Under 16	14:26
35	200	Noah McIntosh		Male	Under 16	14:27
36	147	Emily Garratt		Female	Under 16	14:38
37	148	Henry Garratt		Male	Under 16	14:39
38	213	Aaliah Dennison		Female	Under 16	14:46
39	172	Doug Green		Male	Open	14:47
40	173	Ben Green		Male	Under 16	14:47
41	164	Lauren Broos		Female	Under 16	14:48
42	210	Irene Svendsgaard		Female	Under 16	15:21
43	132	Claude Orlando	Go for it	Male	Open	15:22
44	133	Susan Evans	Go for it	Female	Open	15:22
45	161	Sophie Wotherspoon		Female	Under 16	15:34
46	140	Kristelle Robinson		Female	Open	15:34
47	146	Jack Hingston		Male	Under 16	15:55

Run Devonport

Total Performance Sports

Devonport 17 Mar 2013

SRT



Southern Race Timing

Results

2.5 km


Place	Race No	Name	Team	Gender	Division	Time
48	188	Jamie Downward		Male	Open	15:58
49	214	Demi Petterwood		Female	Under 16	16:27
50	187	Zoe Knight		Female	Under 16	16:29
51	179	Ben Aitchison		Male	Under 16	16:43
52	193	Simon Spaulding		Male	Open	16:51
53	212	June Heatley		Female	Under 16	17:07
54	194	Ella Spaulding		Female	Under 16	17:21
55	143	Tatum Robinson		Female	Open	17:24
56	174	Sam Green		Male	Under 16	17:30
57	190	Emma Downward		Female	Under 16	17:37
58	124	Daniel Wylie		Male	Under 16	17:43
59	123	David Wylie		Male	Open	17:44
60	178	Petrina Aitchison		Female	Open	17:54
61	189	Luke Downward		Male	Under 16	17:58
62	134	Eve Sutton		Female	Under 16	18:02
63	201	Monique Febey		Female	Under 16	18:07
64	153	Lucy Jordan		Female	Under 16	18:46
65	191	Janine Downward		Female	Open	18:54
66	182	Bridget Smith		Female	Under 16	19:08
67	183	Denis Phipps		Male	Open	19:08
68	169	Amber Lohrbaecher		Female	Under 16	19:46
69	129	Zarlia Savage		Female	Under 16	19:46
70	177	Lauren Page		Female	Under 16	20:07
71	181	Chelsea Smith		Female	Under 16	20:15
72	202	Kristen Febey		Female	Under 16	20:22
73	64	Michelle Green		Female	Open	21:12
74	203	Thor Bogacz-Cross		Male	Under 16	21:24
75	158	Kate Richardson		Female	Under 16	21:24
76	157	Greg Richardson		Male	Open	21:32
77	176	Rhys Page		Male	Under 16	21:39
78	175	Tania Page		Female	Open	21:39
79	166	Amanda McCoy		Female	Open	21:41
80	168	Tegan Voss		Female	Open	21:41
81	130	Ann Riggall		Female	Open	21:57
82	204	Chloe McCarthy		Female	Under 16	22:17
83	205	Nardia McCarthy		Female	Open	22:17
84	154	Margaret Burgess		Female	Open	31:39
85	219	Claire MacDonald		Female	Open	31:40
86	156	Ron MacDonald		Male	Open	31:40
87	171	Ahren Lohrbaecher		Male	Under 16	39:31
88	170	Fiona Lohrbaecher		Female	Open	39:43
89	125	Logan Gore		Male	Under 16	40:22
90	122	Jim Gore		Male	Open	40:22
91	126	Addison Gore		Female	Under 16	40:22

Run Devonport

Total Performance Sports

Devonport 17 Mar 2013

SRT



Southern Race Timing

Results

1 km


Place	Race No	Name	Team	Gender	Division	Time
1	14	Liam Hyland		Male	Under 16	3:40
2	89	William Sanderson		Male	Under 16	4:05
3	105	Bella Jones		Female	Under 16	4:07
4	104	Jayden Wright		Male	Under 16	4:26
5	192	Campbell Palmer		Male	Under 16	4:26
6	68	Liam Polden		Male	Under 16	4:32
7	95	Haykey McKenna		Female	Under 16	4:34
8	59	Sophie Tuit		Female	Under 16	4:37
9	79	Tom Parsons		Male	Under 16	4:41
10	77	Aaron Jones		Male	Under 16	4:41
11	69	Charlotte Winkler		Female	Under 16	4:50
12	32	Brady Last		Male	Under 16	4:52
13	118	Jonah Young		Male	Under 16	4:54
14	37	Jack Murphy		Male	Under 16	4:56
15	56	Jake Tanner		Male	Under 16	4:57
16	84	Keishia Thomas		Female	Under 16	4:57
17	40	Maxwell Chakouch		Male	Under 16	4:57
18	85	Olivia Thomas		Female	Under 16	4:59
19	33	Grave Sophie		Female	Under 16	4:59
20	13	LACHLAN RILEY		Male	Under 16	5:01
21	44	Seth Armitstead		Male	Under 16	5:02
22	97	Bronte Charry		Female	Under 16	5:05
23	41	Jordy Armitstead		Male	Under 16	5:05
24	61	Ethan Frankcombe		Male	Under 16	5:05
25	38	Layla Chakouch		Female	Under 16	5:08
26	109	Fletcher Kable		Male	Under 16	5:10
27	20	Cobey Layton		Male	Under 16	5:11
28	28	Fletcher Cruden		Male	Under 16	5:12
29	31	Riley Arnold		Male	Under 16	5:17
30	99	Caitlyn Angilley		Female	Under 16	5:19
31	5	Ebonee Tueon		Female	Under 16	5:19
32	23	Wrenn Buchhorn		Female	Under 16	5:20
33	70	Georgia King		Female	Under 16	5:20
34	94	Bree Shoemark		Female	Under 16	5:23
35	100	Subhajt Sinha		Male	Under 16	5:24
36	36	Joshua Chappell		Male	Under 16	5:28
37	53	Abby Hoffmann		Female	Under 16	5:28
=	54	Owen Hoffmann		Male	Open	5:28
39	46	Alexander Stolp		Male	Under 16	5:32
40	1	Jordi Sheen		Male	Under 16	5:34
41	63	Cooper Gardam		Male	Under 16	5:36
42	102	Lauren Angilley		Female	Under 16	5:36
43	19	Connor Brady		Male	Under 16	5:36
44	103	Mikailee Wright		Female	Under 16	5:37
45	76	Taj Hickson		Male	Under 16	5:37
46	116	Perri Young		Female	Under 16	5:39
47	8	Saxon Walker		Male	Under 16	5:41

Run Devonport

Total Performance Sports

Devonport 17 Mar 2013

SRT



Southern Race Timing

Results

1 km


Place	Race No	Name	Team	Gender	Division	Time
48	29	Paige Arnold		Female	Under 16	5:42
49	7	zara walker		Female	Under 16	5:42
50	6	Becci Tueon		Female	Under 16	5:42
51	72	Alyssa Appleby		Female	Under 16	5:45
52	55	Willem Amos		Male	Under 16	5:46
53	107	Isabelle Cooper		Female	Under 16	5:52
54	17	Oliver Hart		Male	Under 16	5:52
55	117	Miller Young		Male	Under 16	5:54
56	52	Patrick Reilly		Male	Under 16	5:54
57	57	Leeroy Sheils		Male	Under 16	5:55
58	39	Michael Chakouch		Male	Under 16	5:59
59	83	Fleur Ibbott		Female	Open	6:08
60	86	Elliott Thomas		Male	Under 16	6:08
61	111	Charlie Kennedy		Male	Under 16	6:11
62	114	Ava Curtis		Female	Under 16	6:11
63	112	Stella Kennedy		Female	Under 16	6:12
64	92	Ella Reeves		Female	Under 16	6:12
65	88	Piper Reeves		Female	Under 16	6:13
66	24	Holly Hacker		Female	Under 16	6:13
67	119	Hudson Boxhall		Male	Under 16	6:15
68	43	Dixya Biyala		Female	Under 16	6:16
69	35	Sarita Hawley		Female	Under 16	6:16
70	34	Imogen Hawley		Female	Under 16	6:17
71	11	BROOKE RILEY		Female	Under 16	6:18
72	230	Liam Hodgetts		Male	Under 16	6:18
73	27	Makenzi Cruden		Female	Under 16	6:18
74	80	Abbie Parsons		Female	Under 16	6:19
75	45	Kynan Bonnice		Male	Under 16	6:19
76	66	Olivia Ray		Female	Under 16	6:22
77	18	Mitchell Davey		Male	Under 16	6:23
78	91	Zoe Last		Female	Under 16	6:32
79	10	Blake Doyle		Male	Under 16	6:32
80	90	Gemma Last		Female	Under 16	6:35
81	22	Piper Smith		Female	Under 16	6:36
82	50	Mitchell O'Keefe		Male	Under 16	6:43
83	101	Smithakshi Sinha		Male	Under 16	6:44
84	73	Amarli Palmer		Female	Under 16	6:46
85	74	Jamie Palmer		Male	Open	6:46
86	21	Oscar Layton		Male	Under 16	6:48
87	42	Erina McLachlan		Female	Under 16	6:50
88	71	Kaylah Appleby		Female	Under 16	6:51
89	231	Gemma Hodgetts		Female	Under 16	7:02
90	51	Mackenzie Dingjan		Female	Under 16	7:07
91	62	Declan Gardam		Male	Under 16	7:17
92	48	Stephen Gardam		Male	Open	7:17
93	110	Heidi Kable		Female	Under 16	7:23
94	113	Jeremy Curtis		Male	Under 16	7:24

Run Devonport

Total Performance Sports

Devonport 17 Mar 2013

SRT



Southern Race Timing

Results

1 km

Place	Race No	Name	Team	Gender	Division	Time
95	115	Heidi Curtis		Female	Under 16	7:25
96	75	Matilda Spaulding		Female	Under 16	7:33
97	82	Archer Brett		Male	Under 16	7:55
98	81	Ruby Brett		Female	Under 16	7:55
99	87	Chelsea Gude		Female	Under 16	7:58
100	60	Alexa Wyatt		Female	Under 16	8:00
101	67	William Ray		Male	Under 16	8:01
102	65	Danielle Ray		Female	Open	8:02
103	47	Piper Sharman		Female	Under 16	8:05
104	108	Tannah Bogaoz-Cross		Male	Under 16	8:30
105	12	Kirra Doyle		Female	Under 16	8:49
106	9	Ellie Doyle		Female	Open	8:50
107	25	Piper Elliott		Male	Under 16	9:54
108	26	Peter Elliott		Male	Open	9:54
109	4	Angus Tarrant		Male	Under 16	10:44
110	3	Brodi Sheen		Male	Under 16	13:12
111	58	Flynn Maartensz		Male	Under 16	13:13
112	93	Kyla Cassidy		Female	Under 16	13:16
113	106	Will Jones		Male	Under 16	41:47